

Minecraft

Controls & Settings guide

Minecraft has parental controls on [Xbox Live](#) but they also have in-game safety settings. Please note, children under 13 years need parental permission to set up an account.



What do I need?

Xbox Live account and a iOS/Android device, Nintendo Switch, Xbox, VR or Windows 10

Restrictions you can apply



Chatting



Online games

Step by Step instructions

In-game safety settings:

[Add, mute, block, or report players in-game](#)

[Set player permissions in-game](#)

[Access family-friendly servers](#)

[Turn off chat and external website links](#)

[Turn on and off multiplayer](#)

1

Add, mute, block, or report players in-game:

When in a game and you pause, you can add, mute, or report the player(s). Just select from the options and follow the on-screen instructions.

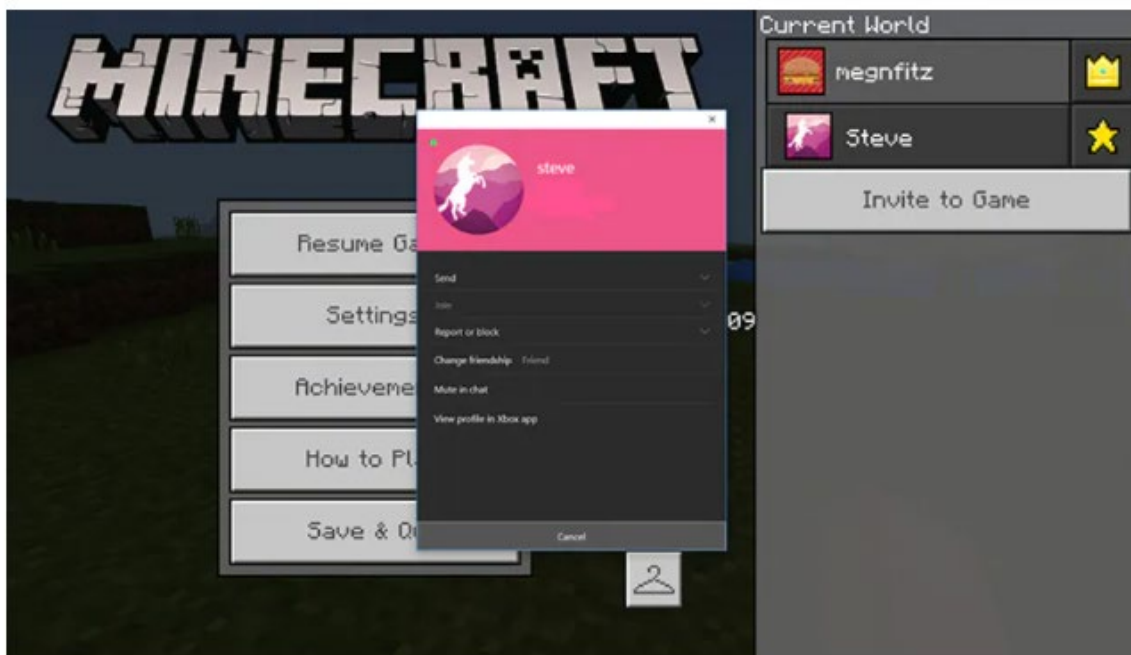
What happens when you...

Add a player – if you add a friend, they will be able to join you when you're playing Minecraft worlds and will show up in your invite lists.

Mute a player – when you mute someone, you won't see any of their messages.

Block a player – when you block someone, they can't contact you at all via Minecraft or the Xbox Live network. You also won't see any of their messages or game invites.

Report a player – reported messages are sent to Minecraft and Xbox Live Enforcement teams. Depending on the report, they can temporarily ban chat features, suspension from joining a game or services, or a permanent Xbox Live or console suspension.

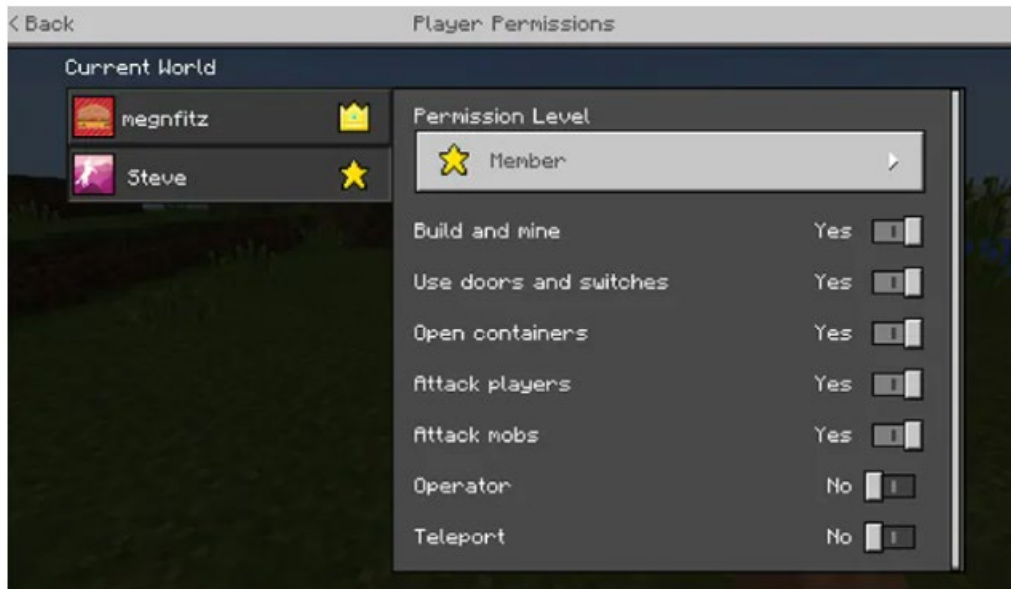


2

Set player permissions in-game

You can set custom permissions for each player in your world or Realm, or use pre-set permissions levels, this is so players can't attack each other for example.

When the game is paused, click on the gamer tag name, and choose the appropriate permission.



3

Access family-friendly servers

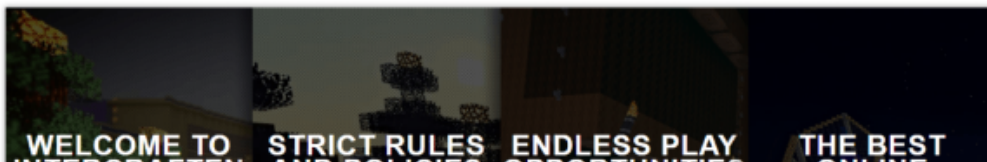
You can access family-friendly servers with the help of volunteers who monitor the Minecraft world for any inappropriate language, inappropriate content, and bullying. An example is intercraftern.org or leahnieman.com who maintains private servers that are family-friendly.

AAA

INTERCRAFTEN

The #1 Family-Friendly
Minecraft Server

[HOME](#) [JOIN SERVER](#) [GAME MAP](#) [RULES](#) [CHANGELOG](#) [DONATE](#) [MERCH](#) [FORUMS](#) [YOUTUBERS](#)
[CONTACT US](#) [TERMS AND CONDITIONS](#)



4

Turn off chat and external website links

When playing a multiplayer game online, press the escape key. Click options and then 'multiplayer settings'.

Then click on 'chat shown' to turn chat off.

1



2



5

Turn on and off multiplayer

If you have Xbox Live multiplayer permission enabled, your local worlds have multiplayer settings turned on by default – friends in Xbox Live to join your world and play too.

We recommend turning off multiplayer if you want to prevent anyone from joining your local worlds.

Go to the settings menu from the game and click the slider next to 'Multiplayer Game' to disable. To enable click again.



6

Also, since the Minecraft community is extremely active outside of the game, many players use YouTube to discuss their projects. It is worthwhile to add parental controls to your YouTube account if your child is a fan of Minecraft. [How to Add Parental Controls to Your YouTube Account](#)

